



888 ECO and 888 CLASSIC – single or twin needle versions

1. 888-160020 ECO

Single-needle lockstitch post bed machine with wheel feed, needle feed and driven roller presser and a maximum stitch length 7 mm.

2. 888-160122 CLASSIC

Machine parameters are equal to the ECO version. Additionally, the machine is equipped with automatic thread trimmer, automatic backtacking, and presser foot lift.

3. 888-260020 ECO

Twin-needle lockstitch post bed machine with wheel feed, needle feed and driven roller presser and a maximum stitch length 5 mm.

4. 888-260122 CLASSIC

Machine parameters are the same as in the ECO version. Additionally, the machine is equipped with automatic thread trimmer, automatic backtacking, and presser foot lift.

5. 888 single needle

Parts joining, fancy stitching, assembling, zipper inserting, top stitching – machines are flexible for all sewing operations, made on single needle machines.

6. 888 twin needle

Twin needle decorative and assembly seams – constant stitch length, even when sewing over extremely thick spots.



M-Type 888 the true innovation

Newly coming generation of post bed machine class 888, will set new standards in the shoe production.

When developing the new series, requirements of famous shoe manufacturers were taken into account. Therefore, future-oriented concept was created, characterised by highly efficient sewing parameters, durable construction, and unique flexibility.

Together with the modern design, all it make class 888 an ideal operating means of universal use.

Your advantages

- Highest precision on stitch locking even during sewing speed changes
- Skip stitches at seam start after cutting can be influenced by movable needle plate inserts (CLASSIC)
- Automatic bobbin winder with start up function
- Manual switchable second thread tension for optimised sewing results (ECO)
- Low noise and vibration
- The powerful and effective feeding system with wheel feed, needle feed and driven roller presser guarantees excellent material feed when processing different material thicknesses
- Easy throat plate change without tools (single needle machines)
- An easy replacement of wheel feeder without tools (single-needle machines)
- Large vertical hook
- Simple needle guard adjustment by screw
- Device for controlling the difference between the upper and bottom feed from +10 % to -10 % (optional)
- Hook replacement without dismantling of bobbin case
- Needle change without tools (single needle machines)
- New lubricating system with central oil tank and oil pump
- Roller presser setting by operator without tools (optional)
- Integrated built-in motor to save energy, easy maintenance (optional – CLASSIC)
- Switch button for setting a reduced stitch, e.g. at material borders (optional – CLASSIC)
- Fully integrated solenoids (CLASSIC), no compressed air required
- Integrated keypad with ergonomically arranged sensor key (CLASSIC)
- Easy maintenance and access, only a few tools needed

1. 888-160020 ECO

2. 888-160122 CLASSIC

3. 888-260020 ECO

4. 888-260122 CLASSIC

5.










6.












Die technischen Daten der 888

The technical data of the 888

Caractéristiques techniques de la 888

									
888-160020	●		●	●	●				[mm] max. C D 280 300
888-160122	●		●	●	●		●	●	280 300
888-260020		●	●	●	●		●		280 300
888-260122		●	●	●	●		●	●	280 300

	Nähgut Material Matière	- Nm	- Nm	- System			Stiche/Min Stitches/min Points/min		
			Standard		[mm]	[mm] max.	[min ⁻¹] max.	[mm]	[mm]
888-E1	L	70 – 80	70	134 LR	1,4	4	3000	0,6	35
888-E2	M	90 – 110	90	134 LR	1,8	5	2500	0,6	35
888-E3	S	120 – 160	120	134 LR	2,4	7	2000	1,2	35










	Nähgut Material Matière	- Nm	- Nm	- System				Stiche/Min Stitches/min Points/min		
			Standard		[mm] Standard	[mm]	[mm] max.	[min ⁻¹] max.	[mm]	[mm]
888-E8/1,2	L	70 – 80	70	134 LR	1,2	1,5	4	3000	0,6	35
888-E9/1,6	L	70 – 80	70	134 LR	1,6	1,5	4	3000	0,6	35
888-E10/2,0	L	70 – 80	70	134 LR	2,0	1,5	4	3000	0,6	35
888-E11/1,6	M	90 – 110	90	134 LR	1,6	1,5	4	2500	0,6	35
888-E12/2,0	M	90 – 110	90	134 LR	2,0	1,5	4	2500	0,6	35
888-E13/2,4	M	90 – 110	90	134 LR	2,4	1,5	5	2500	0,6	35
888-E14/2,0	S	120 – 160	120	134 LR	2,0	2,3	4	2000	1,2	35
888-E15/2,4	S	120 – 160	120	134 LR	2,4	2,3	5	2000	1,2	35
888-E16/3,2	S	120 – 160	120	134 LR	3,2	2,3	5	2000	1,2	35

	Nennspannung Nominal voltage Tension nominale	Leistungsaufnahme Power consumption Puissance consommée	Gewicht, Oberteil Weight, sewing head Poids, tête machine	Gewicht, komplett Weight, complete Poids, complet	Abmessungen (Länge, Breite, Höhe) Dimensions (Length, Width, Height) Dimensions (Longueur, Largeur, Hauteur)
	[V], [Hz]	[kVA]	[kg]	[kg]	[mm]
888-160...	1x230 V, 50/60 Hz/ 3x380-410 V, 50/60 Hz	0,8 (max.)	59	120	1060 550 1715
888-260...	1x230 V, 50/60 Hz/ 3x380-410 V, 50/60 Hz	0,8 (max.)	61	122	1060 550 1715

L = Leichtes Nähgut
 M = Mittelschweres Nähgut
 S = schweres Nähgut
 ● = Serienausstattung

L = Light weight material
 M = Medium weight material
 S = Heavy weight material
 ● = Standard equipment

L = Tissu léger
 M = Tissu moyen
 S = Tissu lourd
 ● = Equipement standard

								
Eine Nadel	Zwei Nadeln	Doppelsteppstich	Schiebradtransport, Nadeltransport und angetriebener Rollfuß	Vertikalgreifer, groß	Nahtverriegelung, handbetätigt	Nähfußlüftung, automatisch	Nahtverriegelung, Nähfußlüftung und Fadenabschneiden, automatisch	Stichlochbreite, mm
Single needle	Twin needle	Lockstitch	Wheel feed, needle feed and driven roller presser	Vertical hook, large	Seam backtacking, actuated by hand	Sewing foot lift, automatic	Seam backtacking, sewing foot lift and thread trimming, automatic	Needle hole width, mm
Une aiguille	Deux aiguilles	Point noué	Entraînem. par roue, pied à roulette entraînée et aiguille accompagnante	Chrochet vertical, grand	Dispositif à arrêts, commandé par bouton-poussoir	Lève-pied, automatiques	Dispositif à arrêts, lève-pied et coupe-fil, automatiques	Largeur du trou, mm